

User Guide

English



harman/kardon

GO+PLAY™

bärbara hi-fi högtalare för
iPod



Important Safety Instructions

Please read the following precautions before use:

- Read these instructions, heed all warnings and keep for future reference.
- Do not use this apparatus near water.
- Clean only with a dry cloth.
- Do not block any ventilation openings; a minimum distance of 10mm (3/8") around the entire apparatus is required for sufficient ventilation.
- No naked flame sources such as lighted candles should be placed on or near the apparatus.
- Do not expose the speakers to liquid or solvent.
- Never remove grille covers in order to service the speaker system. The speaker system does not contain any user-serviceable parts. Refer all servicing to Harman Consumer Group, Inc., Customer Support.
- Do not expose the speaker system to temperature or humidity extremes, direct sunlight, excessive dust or vibrations. Do not install near any heat sources such as radiators, heat registers, stoves or other apparatus (including amplifiers) that produce heat.
- Place the speaker system on a stable, level surface. Do not drop, apply excessive force to the controls or put heavy objects on top of the unit.
- If cleaning is required, use a soft, dry cloth. If necessary, use a damp cloth without any solvents.
- In order to protect the speaker system, avoid microphone feedback, continuous output from electronic musical instruments or distorted output from any signal source.
- Attention should be drawn to the environmental aspects of battery disposal.
- Apparatus is to be used in moderate climates only.
- Do not defeat the safety purpose of the polarizing or grounding-type plug. A polarizing plug has two blades, with one wider than the other. A grounding-type plug has two blades and a third grounding prong. The wide blade, or third prong, is provided for safety. If the provided plug does not fit into your outlet, consult an electrician for replacement of the obsolete outlet.
- Protect the power cord from being walked on or pinched, particularly at the plug and convenience receptacle, and at the point where it exits from the apparatus.
- Only use attachments/accessories specified by the manufacturer.
- Unplug this apparatus during lightning storms or when unused for long periods of time.
- Refer all servicing to qualified service personnel. Servicing is required when the apparatus has been damaged in any way, such as power-supply cord or plug is damaged, liquid has been spilled or objects have fallen into the apparatus, the apparatus has been exposed to rain or moisture, does not operate normally, or has been dropped.
- **TO PREVENT THE RISK OF ELECTRIC SHOCK, DO NOT REMOVE THE COVER (OR BACK). THERE ARE NO USER-SERVICEABLE PARTS INSIDE THIS UNIT. PLEASE REFER SERVICING TO QUALIFIED HARMAN CONSUMER GROUP, INC., SERVICE PERSONNEL.**
- **WARNING:** Listening at high volume levels may cause permanent damage to your hearing. Always set the volume control to the lowest level before switching to different sources (tuner, CD player, MP3 player, etc.) or before plugging in the Harman Kardon Go + Play unit.
- **WARNING:** To reduce the risk of fire or electric shock, do not expose this speaker system to rain or moisture.

fcc regulations

FCC Statement and Warning

This device complies with Part 15 of the FCC Rules. Operation is subject to the following two conditions:



- 1) This device may not cause interference.
- 2) This device must accept interference, including interference that may cause undesired operation of the device.

IC Statement and Warning

Operation is subject to the following two conditions:

- 1) This device may not cause interference.
- 2) This device must accept interference, including interference that may cause undesired operation of the device.

MODIFICATIONS NOT EXPRESSLY APPROVED BY THE MANUFACTURER COULD VOID THE USER AUTHORITY TO OPERATE THE EQUIPMENT UNDER FCC RULES.

 THE LIGHTNING FLASH AND ARROWHEAD WITHIN THE TRIANGLE IS A WARNING SIGN ALERTING YOU TO DANGEROUS VOLTAGE INSIDE THE PRODUCT.	CAUTION RISK OF ELECTRIC SHOCK DO NOT OPEN CAUTION: TO REDUCE THE RISK OF SHOCK, DO NOT REMOVE COVER. NO USER-SERVICEABLE PARTS INSIDE. REFER SERVICING TO QUALIFIED SERVICE PERSONNEL.	 THE EXCLAMATION POINT WITHIN THE TRIANGLE IS A WARNING SIGN ALERTING YOU TO IMPORTANT INSTRUCTIONS ACCOMPANYING THE PRODUCT.
SEE MARKING ON BOTTOM OF PRODUCT.		

ATTENTION!
It is considered good practice to always connect the power supply to your Harman Kardon Go + Play unit before plugging the device into the wall or AC power outlet.

Important Note for All Electronic Products:

Before inserting or unplugging audio cables from the source device's headphones or line-level output jacks, it is good practice to turn off the device first. This will prolong the life of your unit, help protect your device from static electricity and prevent potential damage.

WARNING: TO PREVENT FIRE OR ELECTRICAL SHOCK HAZARD, DO NOT EXPOSE THIS PRODUCT TO RAIN OR MOISTURE.

WARNING: THE APPARATUS SHOULD NOT BE EXPOSED TO DRIPPING OR SPLASHING AND NO OBJECTS FILLED WITH LIQUID, SUCH AS VASES, SHOULD BE PLACED ON THE APPARATUS.

harman kardon go + play™

Welcome

Thank you for purchasing the Harman Kardon Go + Play™ portable hi-fi speaker for iPod. This system has been designed to meet the highest audio performance standards. The Harman Kardon Go + Play system will meet all your listening and travel needs, allowing you to immerse yourself in your favorite music, wherever you are.

Introduction

The Harman Kardon Go + Play portable, high-fidelity docking system for iPod performs like a home theater system. With a groundbreaking design that's built for comfort, performance and freedom, the Harman Kardon Go + Play unit will cradle your iPod and surround it with luxurious Harman Kardon® sound. Carry the unit by its stainless-steel arch handle to enjoy the ultimate portable soundstage. Connected to your iPod, MP3 player or other music source, the system will provide clean, powerful sound while also charging your iPod. The RF Smart Remote provides complete control of your music experience. Enjoy the pinnacle of portable audio performance with the Harman Kardon Go + Play system – it will kick your listening experience into the future.

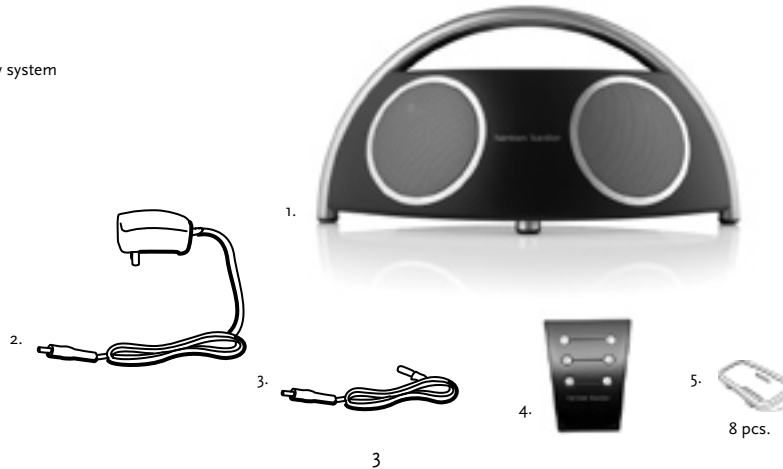
Special Features

IEQ – Intelligent equalization technology utilizes the Harman Kardon Go + Play microprocessor and DSP to optimize the system's output, based on battery or power pack operation.
 Bi-amplification – The Harman Kardon Go + Play unit utilizes two amplifiers to allow for clean, powerful sound output.
 DSP – Digital signal processing.
 RF remote – Allows for control of the Harman Kardon Go + Play system from up to 9 meters away.

package contents

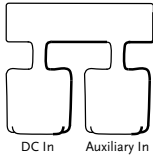
Carefully unpack your Harman Kardon Go + Play system and identify all components:

1. Harman Kardon Go + Play unit
2. Power supply
3. 3.5mm Auxiliary audio cable
4. Remote
5. Adapters for iPod



general setup of your harman kardon go + play™ system

1. Unpack the Harman Kardon Go + Play system.
2. Place the appropriate adapter for iPod into the docking station.
3. **IMPORTANT:** Turn the adjustable knob in the center of the docking station to match your specific iPod model.
4. Place the iPod into the docking station.
5. Connect the power supply into the DC In jack.
6. Plug the adapter into the wall outlet.
7. If using batteries is preferred, install eight (8) type D batteries into the bottom of the unit.



Adapters for iPod

Listening to Music From an iPod

1. Press the power button located on top of the Harman Kardon Go + Play system to turn the unit on.
2. Select and play music using the controls on your iPod or send commands to your iPod with the Harman Kardon Smart Remote.
(Refer to the Harman Kardon Smart Remote User Guide for more information.)
3. Adjust volume using the "+" and "-" volume buttons located on top of the unit or on the Harman Kardon Smart Remote.

Listening to Music From an Auxiliary Device

1. Connect the auxiliary device into the Auxiliary In jack using the supplied 3.5mm auxiliary cable.
2. Press the power button located on top of the Harman Kardon Go + Play system to turn the unit on.
3. Control music playback through your device.
4. Adjust volume using the "+" and "-" volume buttons located on top of the unit or on the Harman Kardon Smart Remote.

Charging Your iPod

1. Make sure your iPod is securely docked in the Harman Kardon Go + Play unit, using the correct adapters.
2. Make sure the Harman Kardon Go + Play unit is connected to a live electrical outlet.
Note: The Harman Kardon Go + Play system will not charge other devices.

Remote Functionality

The remote will work only with compatible iPod models. Please refer to your Harman Kardon Smart Remote User Guide for more information.

Storing Your Smart Remote

The Harman Kardon Go + Play system is equipped with a storage compartment on the back of the unit. Simply press the compartment to open it and store your remote.

troubleshooting

Symptom	Possible Problem	Solution	Note
Sound Quality			
There is no sound coming from the Harman Kardon Go + Play unit.	No power to unit.	Make sure wall outlet or power strip has power. Make sure all switches for outlet/power strip are on and that all switches for the unit are on.	Is the LED on? If the LED is not on, power is not getting to your Harman Kardon Go + Play unit. Try the solutions shown.
	Incorrect source selection.	Make sure that the iPod is properly docked or that the auxiliary cable is properly connected. Turn up the volume. Check the unit with a known good source. Connect the Aux In cable to the headphone jack of your iPod.	
Sound comes from only one side/channel.	iPod or auxiliary cable is not seated properly.	Make sure you are using the correct iPod adapter and that the iPod is seated all the way into the docking station. Make sure the auxiliary cable is seated all the way into the jack. Try resetting the iPod.	If you are using a 3.5mm auxiliary extension cable, make sure it is a stereo cable.
Distortion (static, crackling or hissing sounds).	Noise may be caused by interference from a monitor, cell phone or other transmitting device.	Move the Harman Kardon Go + Play unit away from the devices to see whether the distortion is eliminated.	

Symptom	Possible Problem	Solution	Note
Sound Quality			
Distortion (static, crackling or hissing sounds).	Audio source or source material may be the problem.	Test the Harman Kardon Go + Play unit with another source.	Does the distortion occur with specific songs? If so, check the recording or record the source again.
	Volume level may be too high.	Check volume of source.	Some devices will distort the output signal if the volume is set to maximum.
	EQ setting may be too high.	Check the EQ setting on your iPod or source device.	It is recommended that the source device EQ be set to "Flat" or "Off."
Harman Kardon Go + Play unit emits a loud hum or buzzing noise.	Input cable is not plugged in properly.	Check input cable connection.	
	Cable may be bad.	Replace cable.	
	Ground loop.	Turn the Harman Kardon Go + Play unit off and connect it to another wall outlet.	
Speaker system experiences radio frequency interference or picks up a radio station transmission.	Input cable may be picking up interference.	Purchase a ferrite core and wrap the excess cable around it. A ferrite core can be purchased at your local electronics store.	

Symptom	Possible Problem	Solution	Note
Charging			
iPod will not charge.	No power to unit.	Make sure wall outlet or power strip has power. Make sure all switches for outlet/power strip are on and that all switches for the unit are on.	
	Wrong adapter is used.	Make sure that the correct adapter is used for your specific iPod model.	
	The iPod is not making full contact with the docking station.	Make sure that the iPod is seated securely into the docking station.	

Technical Specifications

Manufacturer:	Harman Kardon, Inc.
Model:	Harman Kardon Go + Play™
Available in:	Black
Requirements:	iPod with docking connector; 3.5mm output jack for other devices
Drivers:	Two Ridge and two Atlas™ transducers
Power:	Tweeters: 2 x 30 watts @ 1% THD Woofers: 2 x 30 watts @ 1% THD
Frequency Response:	40Hz – 20kHz
Dimensions:	Length: 20" (500mm) Width: 9" (230mm) Height: 9-1/2" (240mm)
Weight:	8.6 lb (3.9kg)
Input Impedance:	>10K ohms
Signal-to-Noise Ratio:	>85dB
Voltage:	Input: 100–240V AC 50/60Hz 2.0A Output: 18V, 3.3A

Harman Consumer Group, Inc.
8500 Balboa Boulevard, Northridge, CA 91329 USA
516.255.4545 (USA only)

www.harmanardon.com

Made in China.

H Harman International

© 2008 Harman International Industries, Incorporated. All rights reserved.

Harman Kardon is a trademark of Harman International Industries, Incorporated, registered in the United States and/or other countries.
Harman Kardon Go + Play and Atlas are trademarks of Harman International Industries, Incorporated.

iPod is a trademark of Apple Inc., registered in the U.S. and other countries. iPod not included. "Made for iPod" means that an electronic accessory has been designed to connect specifically to iPod and has been certified by the developer to meet Apple performance standards. Apple is not responsible for the operation of this device or its compliance with safety and regulatory standards.



Do not dispose of electrical appliances as unsorted municipal waste; use separate collection facilities.

Contact your local government for information regarding the collection systems available.

If electrical appliances are disposed of in landfills or dumps, hazardous substances can leak into the groundwater and get into the food chain, damaging your health and well-being.